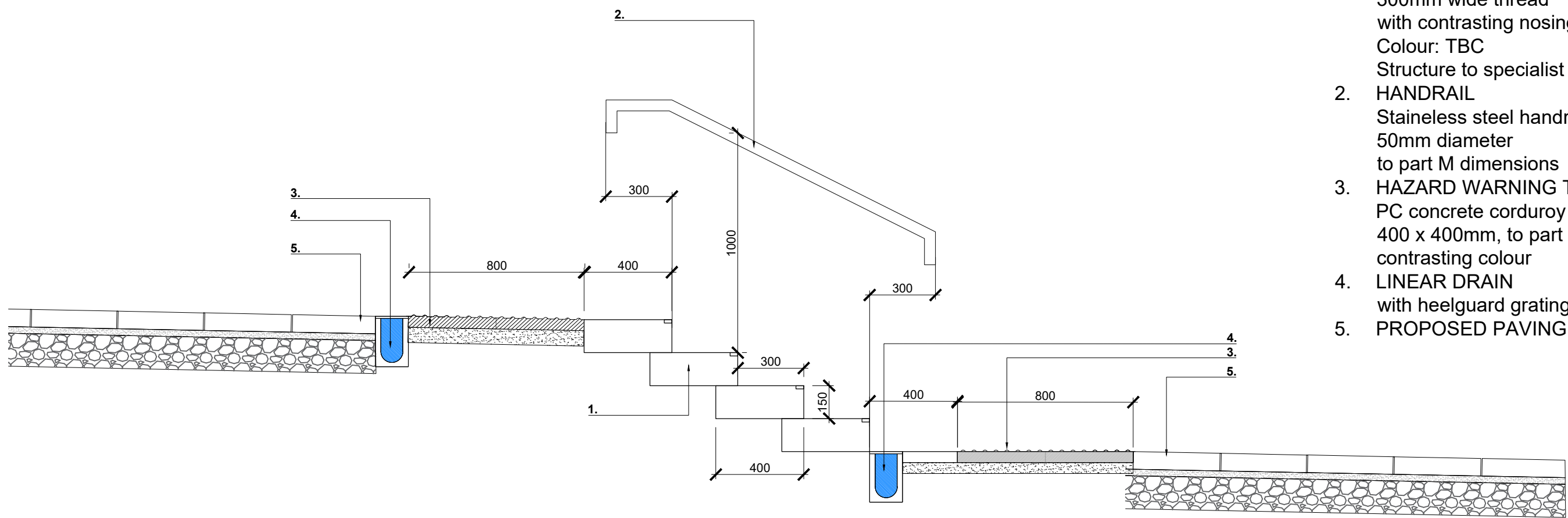


FEATURE PAVING FOR VC PLAZA

01
301

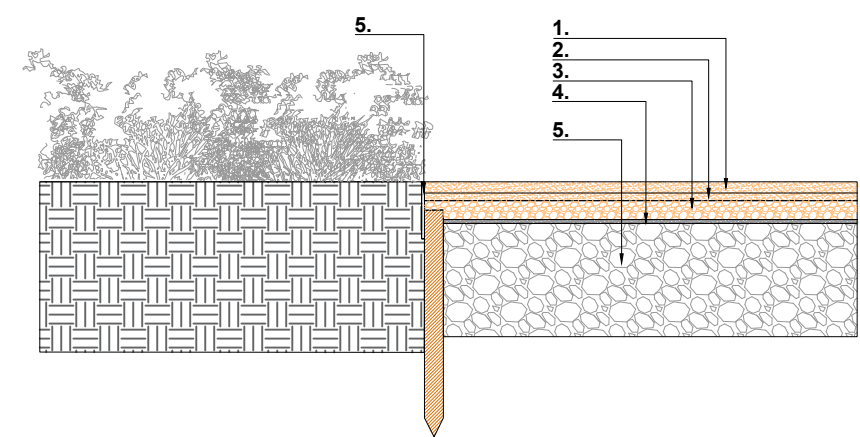
- LEGEND:
- PAVING
PC concrete paving with granite surface finish, 80mm thick, colour TBC
 - JOINTING
mortar jointing, 3mm joints
 - BEDDING
50mm bedding course of strenghened mortar
 - SUB-BASE
To engineer's details
 - SUB-GRADE
To engineer's details



STEPS TYPICAL DETAIL

02
301

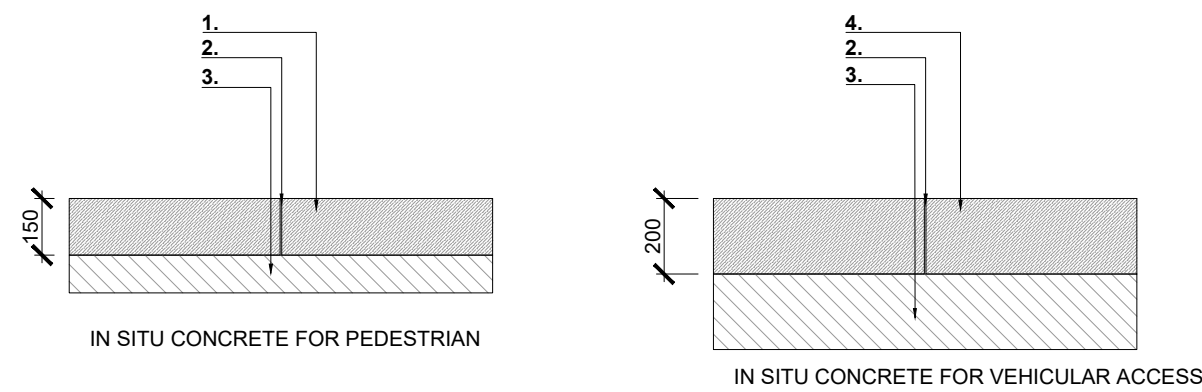
- LEGEND:
- STEP UNIT
Precast concrete steps
150mm high riser
300mm wide thread
with contrasting nosing to Part M
Colour: TBC
 - HANDRAIL
Stainless steel handrail
50mm diameter
to part M dimensions
 - HAZARD WARNING TACTILE PAVING
PC concrete corduroy paving
400 x 400mm, to part M
contrasting colour
 - LINEAR DRAIN
with heelguard grating
 - PROPOSED PAVING



COMPACTED GRAVEL PATH

03
301

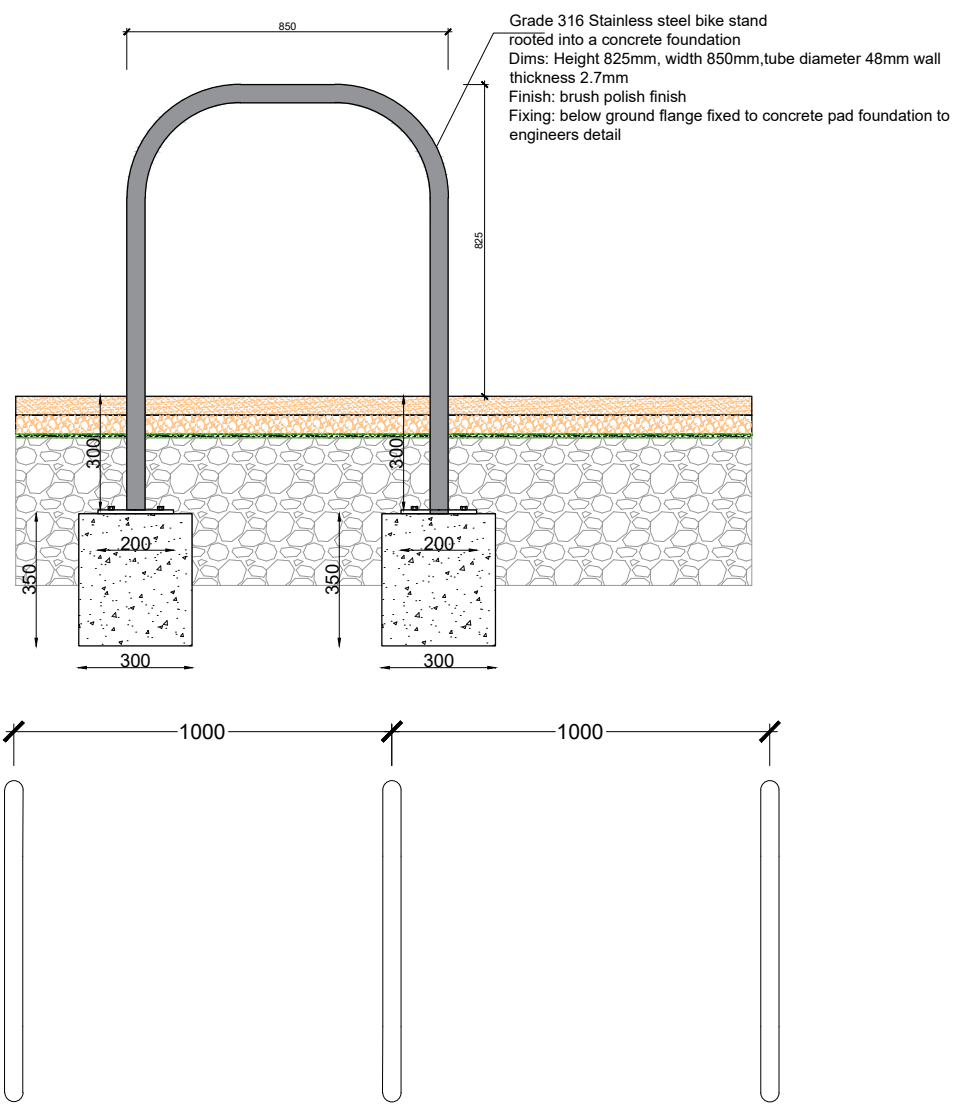
- LEGEND:
- 50mm Compacted gravel Ballylusk
65% DUST -35% 0-6mm) laid to fall
compacted in 2 layers of 25mm when damp
 - 50mm Compacted gravel Ballylusk
DUST - 6mm
 - Blinding layer of quarry dust
 - SUB-BASE
well compacted cl804
depth to eng spec
 - PROPOSED METAL RETAINING EDGE
profile height: 150 mm
laid: flush
rigid format to form straight lines, non-rigid format to form curves
material: steel galvanised to BS EN ISO 1461
dimensions: 150mm x 8mm x 3m
accessories: 5No. fixing stakes 50mm square and 600mm long at 500mm centres and 2No. connector strips per 3m length



BRUSHED CONCRETE FOTTPATH

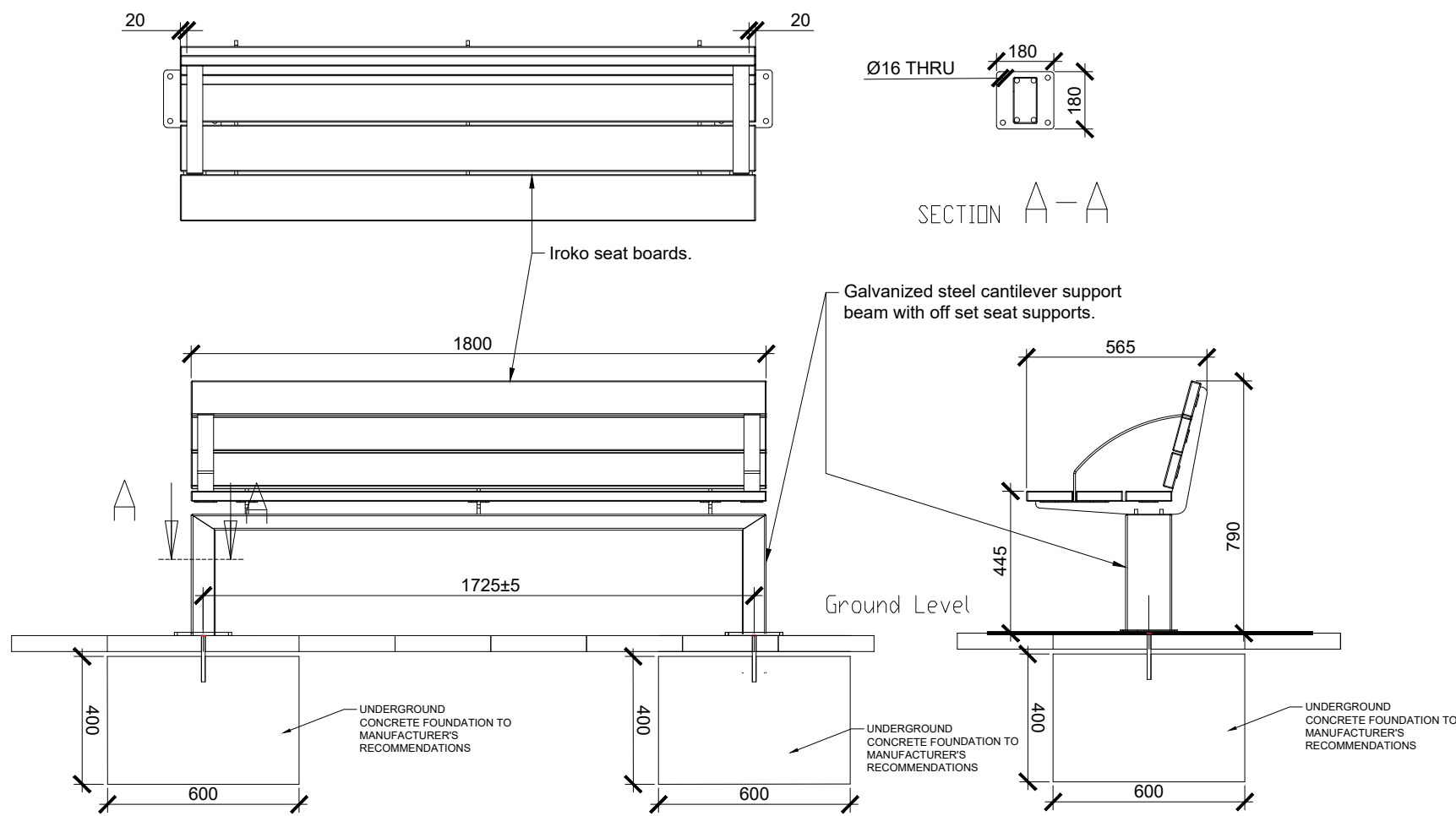
04
301

- LEGEND:
- 150mm IN SITU CONCRETE FOR PEDESTRIAN
Finish : Brushed finish, non-slip
 - EXPANSION JOINT (Flexcel)
Every 2m
To engineers detail
 - SUB-BASE
To engineers detail
 - 200mm IN SITU CONCRET FOR VEHICULAR ACCESS



Sheffield type bicycle stand

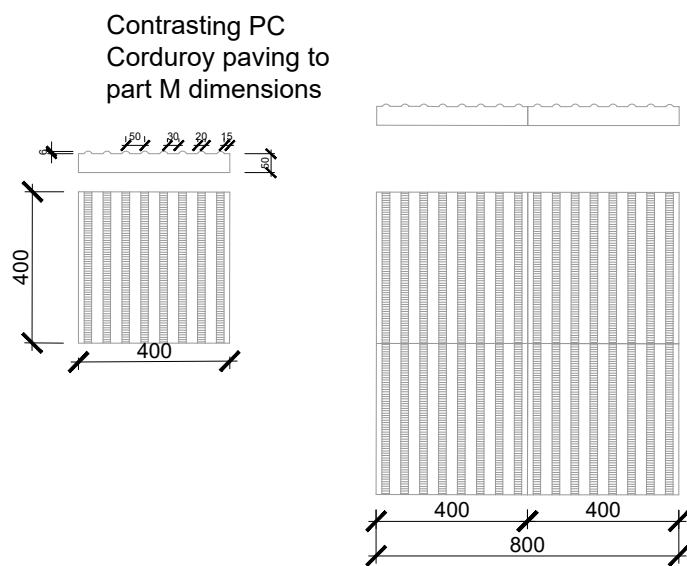
05
301



BENCH DETAIL

06
301

HAZARD WARNING PAVING



07
301

LEGEND:

REV	DESCRIPTION	DATE
01	Planning	13/09/24

Mitchell + Associates

PROJECT TITLE:
Inis Cealtra Visitor Centre, Mountshannon, Co. Clare
CLIENT:
Clare County Council
DRAWING NAME:
Typical Hardworks Details
DRAWING NUMBER:
301
JOB NUMBER:
LINI002
STATUS:
Planning

DRAWN: VK
CHECKED: FMG
SCALE: 1:20 @ A1

NOTES:
All dimensions are in millimeters unless otherwise stated and shall be checked and confirmed by the contractor on site. Any discrepancies shall be immediately reported to the landscape architects. Work to figured dimensions only - Do not scale from drawing. Do Not Scale. Use Figured Dimensions Only. Not for Construction Purposes unless Specifically Marked. © This Drawing is Copyright of Mitchell + Associates.

www.mitchell.ie info@mitchell.ie +353 1 454 5066